


Flyer Product List Grid Widget

Widget Use


Renders the product section of the PDF flyer. The contents of this section are determined by the flyer layout selected, and the item configuration used by that layout.

Example of Widget Use




Contact Details
Phone: 07-3369-3733
Fax: 07-3369-5556
Email: support@commercevision.com.au
Address: 30 Latum Street, East Brisbane, QLD 4109


Music Sale!!




Learn-To-Play Piano
\$79.41




Beginner Band Set
\$31.34




Bongos
\$62.69




Cymbals
\$17.71




Starter Acoustic Guitar
\$79.41




Tuned Handbell Set
\$155.71



Soprano Glockenspiel
\$50.16



Triangle
\$4.13



Metal Kazoo
\$2.08

While Stocks Last. Limit 200 per customer.

Where can the Widget be placed?

The widget can be used in the following templates:

- [PDF Flyer Layout Template](#)

Widget Options

Option	Use	Comments	Available from Version
Description	A short description of the widget's use.	This description is added to the widget title. It makes the widget's use clear on the template page.	All
Layer	The layer the widget is valid for.	Use layering to limit widget content to certain groups of users. To use the same widget for more than one user group but with different options set, add the widget as many times as needed in the same zone. Then add layering to define the user group each time.	All

Implementation Guide

[Flyer Creator](#)

Related help

- [Flyer Creator](#)

Related help

- [Flyer Creator Widget](#)
- [Flyer Price Widget](#)
- [PDF Flyer Style Sheet Widget](#)
- [Customer Logo Widget](#)
- [Customer Contact Details Widget](#)