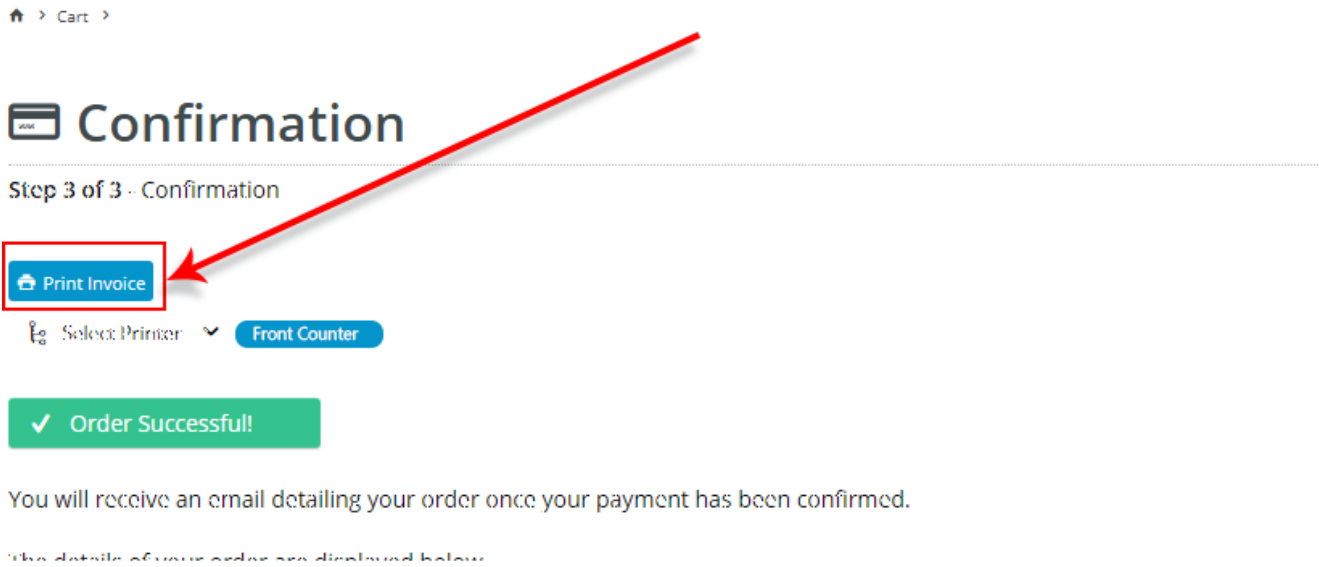


# SignalR Print Order Button Widget


## Widget Use

Add a print button with configurable text to enable your customers to print orders in PDF format to a printer.

## Example of Widget Use



Close Print



**commerce**  
VISION

**ORDER**

**Shipped From:**

**Invoice To:**

Phone:

Fax:

Date: 28-Feb-2019

Invoice No.: 88018

Account:

Ref: 88018

Generated By:

Customer Ref:

**Deliver To:**

**Delivery Instructions:**

Product Code	Product Description	Haz Class	Qty Ordered	Qty Shipped	Unit Price	Amount
LSAW10*	Low Sheen Acrylic White 10lt EXPRESSIONS Low Sheen Acrylic W	0	1	1	95.55	105.11
Paintcare Levy	Paintcare Levy					1.65
*Included in total waste levy (excl. GST) of 1.50 calculated at 15 cents/L (excl. GST)						
					Amount	\$97.05
					GST	\$9.71
					Total	<b>\$106.76</b>

GENERAL TRADING TERMS AND CONDITIONS OF SALE

This means that goods must be paid for in full, by the end of the month following the month of purchase.


Failure to pay the account by the due date may result in credit sales being suspended until the total amount owing is paid.


CONDITIONS OF SALE

- Title to the goods delivered shall not pass to the buyer until payment is received in full.
- In the event of non-payment of a specified amount, the goods described in that account remain liable for repossession by the Vendor, and by acceptance of these conditions, allows the Vendor, or their agents, the right to enter the premises and remove the said goods.
- All queries regarding goods supplied, invoicing and shortages must be advised within 7 days after receipt of same.
- Payment terms are NET 30 days following the month of delivery, unless an alternative agreement has been mutually determined.
- DELIVERY CHARGES** - All orders with a total order value of less than \$300.00 excl GST will incur a \$30.00 delivery charge unless otherwise stated.
- GOODS RETURNED** - Goods cannot be supplied on a sale - or return basis. Goods returned for credit must be within 7 days accompanied by the original invoice.
- ORDER ACCEPTANCE** - All orders are accepted on the basis of being invoiced at the prices in effect on the date of dispatch from the factory.
- Alteration to price - Haymes Paint reserves the right to alter prices at any time without prior notification.

Trading Terms: **STRICTLY 30 DAYS NETT**

Charged to Account

 **Print Invoice**

 Select Printer ▼
 

Front Counter

## Where can the Widget be placed?

The widget can be used in the following templates:

- Print Order Page Template
- Order Confirmation Page Template

## Implementation Guides

- [Print Invoice/Order to PDF](#)

## Widget Options

Option	Use	Comments	Available from Version

Description	A short description of the widget's use.	This description is added to the widget title. It makes the widget's use clear on the template page.	All
Layer	The layer the widget is valid for.	Use <a href="#">layering</a> to limit widget content to certain groups of users.  To use the same widget for more than one user group but with different options set, add the widget as many times as needed in the same zone. Then add layering to define the user group each time.	All
Button Label	The text for the button the user presses to communicate with the SignalR client.	Default: Print Invoice  If you interact with only one SignalR client, then you could use this text to indicate to the user what clicking the button will do; for instance, <i>Print to PDF</i> .	4.13.00
PDF Template	A pre-defined template for the printed invoice	You can use an existing PDF template, or create a new one or copy and modify an existing one by going to Advanced Content > Content in your CMS	4.13.00
PDF Size	The page size of the printed invoice	This selection is determined by the SignalR client that accepts the broadcast. For instance, a printer.  Select from pre-defined page sizes or select Custom.	4.13.00
PDF Custom Width (mm)	The width of the custom PDF Size	Only enter if Custom selected as the PDF Size.	4.13.00
PDF Custom Height (mm)	The height of the custom PDF Size	Only enter if Custom selected as the PDF Size.	4.13.00

## Prerequisites



The [SignalR Group Message Selector](#) and [Messages](#) widgets work with the [SignalR Print Order Button](#) widget.

You must [contact CV Support](#) to enable your system to use the [SignalR functionality](#).

## Other Widgets

- [Order Payment Links Form Widget](#) — Renders an order details stepper with an order form that can be automatically populated with query strings, and/or manually entered by the user. The form doesn't validate the order details are accurate in order to stay both secure and accessible to unauthenticated users.
- [Magic Link Authentication Message Widget](#) — Renders the Magic Link authentication message.
- [CUSTOM\\_Side by Side Content Tiles Widget](#) — Renders two side by side content tiles in a zone with widget options for selecting or adding background colour, image, text and link/button positioning.
- [Stock Dialog Widget](#) — Displays the Stock to Receive Detail dialog window.
- [Stock to Receive Widget](#) — Displays the Stock to Receive page.
- [Stock Levels Widget](#) — Displays Stock Levels page.
- [Order Declined Pending 3rd Party Installment Msg Widget](#) — Renders the message body for the email sent when the user selects to sign up and pay with a Buy Now Pay Later provider but approval is subject to further checks.
- [Order Field Static Widget](#) — Renders an additional order field in email templates.
- [Online Quote Validation Widget](#) — Renders the appropriate message to the user after the current status of an online quote accessed via an email link is validated.
- [Header Level Cost Centre Widget](#) — Renders the cost centre input field on the order header in the shopping cart.
- [Openpay Summary Widget](#) — Renders Openpay marketing information for a product on the product detail page. Use this widget instead of the [Product Purchase Details widget](#) if you want to customise tagline placement on the template.
- [Order Line Availability - Click and Collect Widget](#) — Displays product availability and delivery methods at the order line level in dynamic scenarios such as the cart when Click & Collect is enabled.
- [Account Activation Email Content Widget](#) — Renders the message content in the Invitation to Register an Account email.
- [Order Template Cost Centre Widget](#) — Renders the cost centre input field on each product line in an order template.
- [BPAY Account Payment Detail Widget](#) — Renders BPAY payment information in the body of the BPAY Account Payment email. This email is sent to users who pay invoices or pay down their account balance using BPAY.