

Product Features Group Maintenance

Expanding on the functionality of the [Product List Filter](#) widget that filters products within the same category, the **Product Features Group** custom widget enables your customers to run filtered, multi-category searches.

Step-by-step guide

1. *Commerce Vision can supply a custom widget tailored to your requirements.*
2. *We will use a simplistic example to highlight the effectiveness of this feature: the Perfect Paper Finder custom widget.*
3. *In the CMS, navigate to **Settings** **Feature Management**.*
4. *Under 'Products & Categories', click **Configure** next to Product Features.*

Feature Management

Content10

Payment & Checkout16

Products & Categories12

System7

User6

Advanced2

FeatureOptions

Cluster LineType Maintenance

Maintain Cluster LineType information online.

Cost Centres

Configure Cost Centre options for your website.

Custom Catalogues

Create web-based catalogues for specific customers.

Integrated Category Maintenance

Integrate your category structure from PRONTO, but maintain additional category content online (such as images).

Most Popular Products

Enable Most Popular Products functionality (in conjunction with Baynote).

Online Category Maintenance

Maintain all category information online (e.g. category structure as well as additional content).

Configure

Product Documents

Maintain product documents.

Configure

Product Features

Configure product feature options.

Configure

Product Maintenance

Maintain product information online, such as ribbons, alternates, accessories, and notes, for example.

Configure

Product Media

Maintain product media online, such as video and images.

Configure

Product Variants

Configure product variant options.


Configure

Quick View

Enable Quick View functionality using the Product Category Product Summary widget.

Configure


5. *Create the Product Feature Group by clicking on **Add Group** and typing in a name.*

Product Features Maintenance Settings

Cancel

Save

Save and Exit

Groups

Configure settings related to Product Feature Groups

Name	Delete?
Paper Colour	<input type="checkbox"/>
Paper Size	<input type="checkbox"/>
Paper Thickness	<input type="checkbox"/>
Printer Brand	<input type="checkbox"/>
Printer Category	<input type="checkbox"/>
Printer Model	<input type="checkbox"/>
Type in feature name here	<input type="checkbox"/>

Add Group

6. Click **Save and Exit**.

7. Navigate to **Products & Categories** **Product Features**.

8. Click **Add New Feature**.

9. Type in a **Feature Name** and toggle to **ON** any metadata features. Refer to [Product Feature Visibility](#) for more information on these options.

10. The important one for the Product Feature Group functionality is the **Has a Group?** option. **Toggle ON**.

11. Select the relevant product feature group that you created earlier.

Edit Product Feature: Paper Colour
Cancel
Save & Exit

Feature Details

Name *

☒

Include In Metadata Summary

☒

Include In Technical Specification Widget

☐

Include In Product Comparison

☐

Display as Numeric Slider

☒

Has a Group?

Select a Group

Paper Colour ▼

12. Repeat steps 8 to 11 for other feature groups.

13. Navigate to **Advance Content Custom Widgets**.

15. Locate the custom widget and click **Edit**.

Custom Widgets
++ Add New Widget

Widget Search

Search:

Search
Reset Search

Widget Name	Description	In Use?	Last Edited	Options
PerfectPaperFinder	Perfect Paper Finder	Used 2 times	23/12/2019 janelle.filkin	<div>Edit</div> <div>Options</div>

1

1 - 1 of 1 items

16. Highlighted by a red rectangle and indicated by the red arrow is the custom widget field definitions. These fields are what the administrator will see when configuring the widget to pick up the Product Feature Group names.

Edit Widget : PerfectPaperFinder

Options
Cancel
Save
Save & E

Widget Properties

Edit the widget name and description.

Description *
Perfect Paper Finder
Widget description explaining its purpose
Cache Mode
None

<> **Configuration Option Xml**
Xml definition of widget options

☐ Include 'Common Options'
This will wrap the Source Code in a DIV tag with ID and CLASS based on the widget name - i.e. <div id="@widgetId" class="@widgetClass">...</div>

```

1 <Property name="CategoryCodes" type="string" default="" prompt="Category Codes (starts with)" help="The widget will be
2 <Property name="Title" type="string" default="Perfect Paper Finder" prompt="Title Text" help="" hint="" group-
3 <Property name="PaperColourLabel" type="string" default="Paper Colour" prompt="Paper Colour Selection Label" help=""
4 <Property name="PaperSizeLabel" type="string" default="Paper Size" prompt="Paper Size Selection Label" help="" hint=""
5 <Property name="PaperThicknessLabel" type="string" default="Paper Thickness" prompt="Paper Thickness Selection Label"
6 <Property name="EnterSearchValueMessage" type="string" default="Please enter a search value" prompt="Enter Search Value
7 <Property name="SelectOneOptionMessage" type="string" default="Please select at least one option" prompt="Select One
8 <Property name="FindButtonText" type="string" default="Find My Perfect Paper" prompt="Find Button Text" help="" hint=""

```

<> **Source Code**
Razor source code for the widget

```

1 @using System;
2 @using System.Collections.Generic
3 @using System.Linq
4 @using BusinessObjects;
5 @using Newtonsoft.Json
6 {
7     // settings from xml properties
8     var config = Model.Config;
9
10    // Local settings
11    const string widgetName = "widget-perfect-paper-finder";

```

6. Exit out of that window and navigate to *Products & Categories Category Maintenance*.

7. Drill-down into the categories, noting the category code, until you get to the categories in which the products you wish to feature in a product feature group reside.

Category Maintenance

Need help configuring these settings? Check out our [CV Connect](#) article for more information.

Top

Top Level Categories

Manage Top Level Categories

Category Search:

Add New Category...

Create

Office Products (SX03) 5 subcategories

Sports & Outdoors (SX01) 4 subcategories

Office Furniture

Work Clothing

Early Childhood

Rowing

Writing (SX0301) 7 subcategories

Paper (SX0302) 3 subcategories

Stationery (SX0303) 2 subcategories

White Copy Paper (SX030201) 7 products

Coloured Paper (SX030202) 9 products

Specialty Paper (SX030203) 11 products

17. Hover over **Options** and select **Products**.

18. For each product you wish to feature, hover over **Options** and select **Product Maintenance**.

Maintain Category Products: SX030202

Cancel Save Save and Exit

Products

Import Products Export Products

Reflex A4 Blue Paper (CV239) Primary	Options
Reflex A4 Gold Paper (CV240) Primary	Product Maintenance
Reflex A4 Green Paper (CV241) Primary	Options
Reflex A4 Mauve Paper (CV242) Primary	Options
Reflex A4 Pink Paper (CV243) Primary	Options
Reflex A4 Sand Paper (CV244) Primary	Options
Reflex A4 Yellow Paper (CV245) Primary	Options
Tudor Bright A4 Coloured Paper (CV246) Primary	Options
Optix A4 Rainbow Assorted Paper, 80gsm (CV247) Primary	Options

10. Scroll to **Features** and add each of the product features to the product, matching the Value to that specific product.

≡ Features

Product Features

⊖ Collapse Section

Name	Value	Delete?
Brands	<input type="text" value="Reflex"/>	<input type="checkbox"/>
Colour	<input type="text" value="Blue"/>	<input type="checkbox"/>
Paper Colour	<input type="text" value="Blue"/>	<input type="checkbox"/>
Paper Size	<input type="text" value="210x297mm"/>	<input type="checkbox"/>
Paper Thickness	<input type="text" value="120gsm"/>	<input type="checkbox"/>
Size	<input type="text" value="A4"/>	<input type="checkbox"/>

[+ Add Feature](#)

19. Click **Save and Exit**.
20. Repeat for each product you want customers to find when they use your custom product feature group widget.
21. Now we need to situate and customise the custom product feature group widget.
22. In the CMS, navigate to **Content Pages & Templates**.
23. We will add our custom widget to the **Product List** page. Locate the **Product List** page (Search or find it under Products) and click **Edit**.
24. In the Zone: Title, click **Add Widget**.
25. Search for your custom widget: Perfect Paper Finder in our case.
26. Click **Add Widget**.
27. Add the categories you noted in step 7. These are the categories where the widget will display.

Search...

General Options

Personalisation

Description

Layer *

Category Codes (starts with)

Title Text

Paper Colour Selection Label

Paper Size Selection Label

Paper Thickenss Selection Label

Enter Search Value Message

Select One Option Message

Find Button Text

All Pages

SX03, SX0302, SX030201, SX030202, SX030203

Perfect Paper Finder

Paper Colour

Paper Size

Paper Thickness

Please enter a search value

Please select at least one option

Find My Perfect Paper

28. Note that each product feature label matches those you created. In our case, Paper Colour, Paper Size, Paper Thickness.

29. Click **Save** and **Publish** your changes.

30. Go to your website.

31. Navigate to the starting Category that you defined in the custom widget. In our example, that is SX03: Office Products.

32. We can see our custom widget in action.

Product Search

Search It

News

Store Locator

Cont

Sports & Outdoors

Work Clothing

Office Products

Early Childhood

Office Furniture

Rowing

Blog Articles

Office Products

Office Products

Perfect Paper Finder

Paper Size

Please Select...

Paper Thickness

Please Select...

Paper Colour

Please Select...

Find My Perfect Paper

Writing

Paper

Stationery

Labelling & Filing

Hard Drives & Data Storage

33. You can use the custom widget to drill-down to find products that match your selection.

34. We will start by selecting a size.

Office Products

Office Products

Perfect Paper Finder

Paper Size

Please Select...

Please Select...

210x297mm


297x420mm

Paper Thickness

Please Select...

Paper Colour

Please Select...



35. Now, we only want to see those with a thickness of 120gsm.

Office Products

Office Products

Perfect Paper Finder

Paper Size

210x297mm

Paper Thickness

Please Select...

Please Select...

120gsm


170gsm

80gsm

90gsm

Paper Colour

Please Select...



36. Click Find My Perfect Paper to see the results.

Office Products

Office Products

Perfect Paper Finder

Paper Size


210x297mm

Paper Thickness


120gsm

Paper Colour


Please Select...




Writing




Paper



Stationery



Labelling & Filing



Hard Drives & Data Storage

37. If we review those products, we can see that the products are from multiple categories.

Filter It By

Currently Filtered By...

☒ Clear All Filters


☒ 210x297mm

☒ 120gsm

Brands

Colour

Size



Reflex A4 Blue Paper


CV239

In Stock 235

\$11.25

inc GST (REAM)

☐ Add to Compare



Reflex A4 Mauve Paper


CV242

In Stock 238

\$11.25

inc GST (REAM)

☐ Add to Compare



Lokta Paper - Olive Green


CV356

In Stock 350

\$5.95

inc GST (Each)

☐ Add to Compare



Lokta Paper - Violet

CV358

In Stock 358

\$5.95

inc GST (Each)

☐ Add to Compare

Product Code	Product Description	Category
CV239	Reflex A4 Blue Paper	SX030203 Coloured Paper
CV242	Reflex A4 Mauve Paper	SX030203 Coloured Paper
CV356	Lokta Paper - Olive Green	SX030203 Specialty paper
CV358	Lokta Paper - Violet	SX030203 Specialty paper

30. Without the Product Features Group custom widget, you would have to delve into each category until you get the product's list, then filter the display.

Coloured Paper

Sort Relevance

Showing 9

Per page 12

Filter It By

Brands

Colour

Size

☒ A4 (9)

☒ Apply

Paper Thickness


☒ 120gsm (2)

☐ 170gsm (1)

☐ 80gsm (4)

☐ 90gsm (2)

☒ Apply



Reflex A4 Blue Paper


CV239

☒ In Stock 235

\$11.25
inc GST
(REAM)

0

☐ Add to Compare



Reflex A4 Yellow Paper


CV245

☒ In Stock 244

\$11.25
inc GST
(REAM)

0

☐ Add to Compare



Tudor Bright A4 Coloured Paper

CV246

☒ In Stock 245

\$18.95
inc GST
(REAM)

0

☐ Add to Compare



31. Add the products to the compare or click to Buy.

Coloured Paper

Sort Relevance ▼

Showing 2

Per page 12 ▼

Filter It By

Currently Filtered By...

☒ Clear All Filters

☒ A4

☒ 120gsm

Brands ▼

Colour ▼

Size ▼

Paper Thickness ▼



Reflex A4 Blue Paper

CV239

☒ In Stock 235

\$11.25

inc GST
(REAM)

0

+

-

 Buy it

☒ Added to Compare



Reflex A4 Mauve Paper

CV242

☒ In Stock 238

\$11.25

inc GST
(REAM)

0


+

-


 Buy it

☒ Added to Compare

Products to compare:

☒  Reflex A4 Blue Paper

☒

☒  Reflex A4 Mauve Paper

☒

32. Repeat that for each category.

Specialty Paper

Sort Relevance

Showing 2

Per page 12

Filter It By

Currently Filtered By...

☒ Clear All Filters


☒ A4

☒ 120gsm

Colour

Size

Paper Thickness



Lokta Paper - Olive Green

CV356

☒ In Stock 350

\$5.95

inc GST (Each)


0

+

-

Buy it

☒ Added to Compare



Lokta Paper - Violet

CV358

☒ In Stock 358

\$5.95

inc GST (Each)

0

+

-

Buy it

☒ Added to Compare

Products to compare:

☒  Reflex A4 Blue Paper


☒  Reflex A4 Mauve Paper


☒  Lokta Paper - Olive Green


☒  Lokta Paper - Violet


38. However, you risk the system limiting you in the number of products you can review at once.


Products to compare:




☒  Reflex A4 Blue Paper

☒  Reflex A4 Mauve Paper

☒  Lokta Paper - Olive Green

☒  Lokta Paper - Violet

 You cannot compare more than 3 products at a time. You have 4 products selected. Please deselect some products.

			
Product Code	CV239	CV242	CV356
Price	\$11.25	\$11.25	\$5.95
Stock	<input checked="" type="checkbox"/> In Stock	<input checked="" type="checkbox"/> In Stock	<input checked="" type="checkbox"/> In Stock
Unit	REAM	REAM	EACH
Description			
Brands	Reflex	Reflex	-
Paper Colour	Blue	Mauve	Olive Green
Paper Size	210x297mm	210x297mm	210x297mm
Paper Thickness	120gsm	120gsm	120gsm
Add to Cart	<div><div>0</div><div>+</div><div>-</div></div> <div>Add To Cart</div>	<div><div>0</div><div>+</div><div>-</div></div> <div>Add To Cart</div>	<div><div>0</div><div>+</div><div>-</div></div> <div>Add To Cart</div>

39. Talk to [Commerce Vision](#) about customising the Product Features Group custom widget to meet your needs.



The Product Feature Group custom widget enables your customers to execute drill-down, filtered searches across multiple categories.

Additional Information

You can integrate the Product List Filter widget to enable customers to filter further the Product Feature Group custom widget search results.

The diagram illustrates the integration of the Product List Filter widget with the Product Feature Group search results. On the left, a 'Filter It By' widget is shown with a green border. It includes a 'Currently Filtered By...' section with 'Clear All Filters', '210x297mm', and '120gsm'. Below this is a 'Brands' section with 'Lokta (2)' and 'Reflex (2)' options, and an 'Apply' button. Further down are 'Colour' and 'Size' sections. A red arrow points from the 'Brands' section to the 'Results from Product Feature Group search' area. A green arrow points from the 'Filter It By' widget to the 'Results from Product Feature Group search' area. The search results are displayed in a grid of four product cards. Each card shows a product image, name, stock status, price, and 'Buy it' and 'Add to Compare' buttons. The products are: Reflex A4 Blue Paper, Reflex A4 Mauve Paper, Lokta Paper - Olive Green, and Lokta Paper - Violet.

Filter It By

Currently Filtered By...

- ☒ Clear All Filters
- ☒ 210x297mm
- ☒ 120gsm

Brands

- ☐ Lokta (2)
- ☐ Reflex (2)
- ☒ Apply

Colour

Size

Results from Product Feature Group search

Product Name	Stock Status	Price (inc GST)	Unit
Reflex A4 Blue Paper	In Stock 235	\$11.25	(REAM)
Reflex A4 Mauve Paper	In Stock 238	\$11.25	(REAM)
Lokta Paper - Olive Green	In Stock 350	\$5.95	(Each)
Lokta Paper - Violet	In Stock 358	\$5.95	(Each)

Filter again with Product List Filter widget

Minimum Version Requirements	4.16.00
Prerequisites	N/A
Self Configurable	No
Business Function	Products & Categories
BPD Only?	Yes
B2B/B2C/Both	Both
Ballpark Hours From CV (if opting for CV to complete self config component)	Contact Commerce Vision
Ballpark Hours From CV (in addition to any self config required)	Contact Commerce Vision
Third Party Costs	n/a or Fees apply
CMS Category	Product Features

Related help

- [Favourites and Prior Purchases on Product page](#)

- [Web Category and Product maintenance in PRONTO](#)
- [Add Product to Categories in Product Maintenance](#)
- [Maintain Product Category in Category Maintenance](#)
- [Enforce Pack Quantities Globally](#)