


Order Lines Widget

Widget Use

Displays the products in the user's current order.


Example of Widget Use

Following is an example of the widget in use:




My Product Title - Elliptical Trainer

Code: CV101



Available for Delivery



Not Set

Qty on Back Order: 0

Show Alternates

1

+

-

Edit Amounts

Add Note

Add to Favourites

Update

Remove

\$2,600.00

Each

5.00%

\$2,470.00

Where can the Widget be placed?

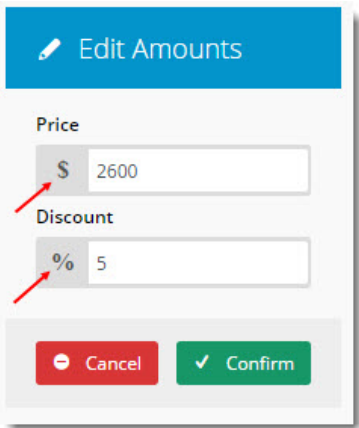
The widget can be used in the following templates:

- Cart Template
- Checkout Template
- Checkout Quote Template
- PayPal Express Template

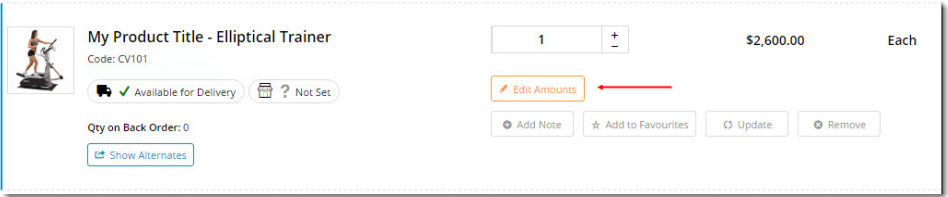
Widget Options

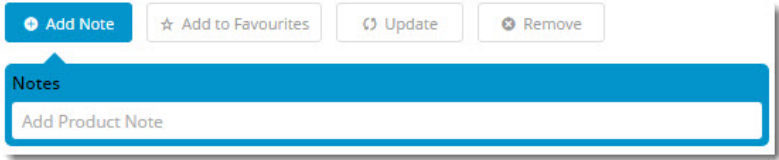

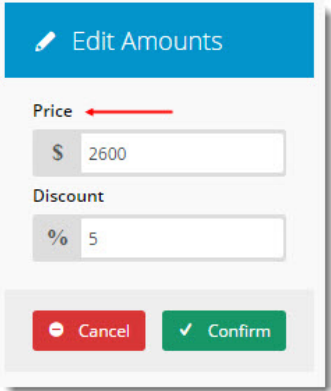
Option	Use
Description	A short description of the widget's use.

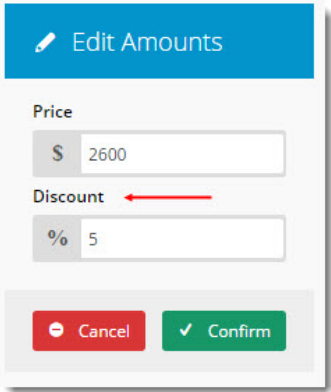
Layer	The layer the widget is valid for.
List Style	<p>Determines the style of the display, depending on location:</p> <ul style="list-style-type: none"> • Cart - Select this when the widget is in the Cart Template • Summary - Select this when the widget is in the Order Confirmation page (displayed when the user clicks 'Quick View')
Show Image?	Displays the product image thumbnail.
Placeholder Image	The file path for the default product placeholder image.
Use Hyperlink on Image?	Links the thumbnail image to the product detail page.
Show Unit Description?	Includes a column to display the product's unit description value.
Show Discount?	<p>Includes a column to display the product's discount value in percentage.</p> <p>NOTE - this column is for use with discounts that are set in the ERP and not for promotions set online.</p>
Show GST?	Includes a column to display the product's GST value.
Increase Quantities In Pack Qty?	Forces the value in the quantity box to increase / decrease by pack quantity values when using the plus/minus icon buttons.
Show Favourites Button?	Includes the 'Favourite' button, the style of which is dependant on whether the product is currently in the user's Favourite list.

Remove Line After Adding to Favourites?	Removes the line from the order after adding the item to Favourites. Changes the function into a 'move to favourites' rather than simply an 'add to favourites'.
Show Sorter?	Displays a product sort drop-down so that cart lines can be sorted according to the selected field. <div> <div>Product</div> <div>(Sort) <div>First to Last ▼</div></div> </div>
Show 'Notify Me When In Stock' button?	Includes the 'Notify Me' button on order lines that are out of stock.
Show Icons In Price And Discount Edit Modal Popup?	Determines whether the '\$' and '%' icons are displayed in the modal window in which Reps can edit prices or discounts. 
Show Note Field?	Determines whether the Note field is available on each product.
Show Cost Centre Field?	Whether to show the Cost Centre field on the order line, if applicable to the customer.
Titles	
Price And Discount Edit Title	The heading on the Price/Discount Edit modal window.
Notifications	
Default Added to Favourites Message	The text displayed when the product has been added to the user's favourites.
Default Error Adding To Favourites Message	The text displayed when the system encounters an error adding a product to the user's favourites.

Line Updated Successfully Message	The text displayed when a single line update is successful.
Lines Updated Successfully Message	The text displayed when multiple lines updates are successful.
Lines Updated Unsuccessfully Message	The text displayed when multiple lines updates are unsuccessful.
Lines Updated Error Message	The text displayed when the system encounters an error updating order lines.
Enter Numeric Message	The text displayed when a user enters a non-numeric value into a numeric-only field (e.g. quantity).
Line Deleted Successfully Message	The text displayed when an order line is successfully deleted.
Lines Deleted Successfully Message	The text displayed when multiple order lines are successfully deleted.
Initial Loading Lines Message	The message displayed to the user when loading a cart containing a very large number of products.
Online Discount Message	The message displayed to the user in the order line when an online promotion has been applied to the product in the cart. For use with Online Discounts and IV
Online Discount Found Message	The popup message displayed to the user when quantities of an eligible product has been updated in the cart and the discount has been recalculated.

Online Discount Not Found Message	The popup message displayed to the user when quantities of an eligible product has been updated in the cart and the discount no longer applies.
Buttons	
Add Note Button Text	The text on the product Note button.
Update Button Text	The text on the product Update button.
Remove Button Text	The text on the product Remove button.
Add to Favourites Button Text	The text displayed on the button when the product is not on the user's Favourites list.
Favourites Button Text	The text displayed on the button when the product is on the user's Favourites list.
Price And Discount Edit Button Text	<p>The text on the pricing Edit button (where price/discount overrides are enabled for Rep users or roles).</p>  <p>The screenshot shows a product card for 'My Product Title - Elliptical Trainer' with code 'CV101'. It includes a quantity selector set to '1', a price of '\$2,600.00', and the unit 'Each'. Below the product name are two status indicators: 'Available for Delivery' (with a green checkmark) and 'Not Set' (with a question mark). At the bottom left, it says 'Qty on Back Order: 0' and has a 'Show Alternates' button. At the bottom right, there are four buttons: 'Add Note', 'Add to Favourites', 'Update', and 'Remove'. The 'Edit Amounts' button, located above the 'Add Note' button, is highlighted with an orange border and a red arrow points to it from the right.</p>
Price And Discount Edit Confirm Button Text	The text on the Cancel button in the Edit modal window.
Price And Discount Edit Confirm Button Text	The text on the Confirm button in the Edit modal window.
Notify Me When In Stock Button Label	The text on the Notify Me button for out of stock products.
Design Stamp Button Label	The text on the Stamp design button (where custom stamp design functionality is in use).
Print Proof Button Label	The text on the print button, linked to the design proof (where custom stamp design functionality is in use).
Prompts	
Product Description Prompt	The text prompt displayed at the top of the Product column.
Quantity Prompt	The text prompt displayed at the top of the Quantity column.

Price Prompt	The text prompt displayed at the top of the Price column.
Total Prompt	The text prompt displayed at the top of the line Total column.
Price Per Item Prompt	The text prompt displayed at the top of the Price Per column.
Unit Description Prompt	The text prompt displayed at the top of the Unit column.
Discount Prompt	The text prompt displayed at the top of the Discount column.
GST Prompt	The text prompt displayed at the top of the GST column.
Note Prompt	<p>The heading displayed above the expanded 'Add Note' input field.</p> 
Add Product Notes Placeholder	The placeholder text displayed within the expanded 'Add Note' input field.
Cost Centre Prompt	<p>The heading displayed above the 'Cost Centre' input field.</p> 
Cost Centre Placeholder	The placeholder text for the Cost Centre field.
Price And Discount Edit Price Label	<p>The label for the Price field in the Edit modal window.</p> 

Price And Discount Edit Discount Label	<p>The label for the Discount field in the Edit modal window.</p> 
Tooltips	
Note Field Help	Help text which appears as a tooltip next to the Note prompt.
Cost Centre Help	Help text which appears as a tooltip next to the Cost Centre prompt.
Click and Collect	
Pickup Selected With No Store Set Message	The text displayed when the user has selected the Pickup option in the cart, but has not set a store location.
Nearby Pickup Availability Maximum Stores	Determines the max number of nearby stores to check for the available product.
Nearby Pickup Include Current Store In Check?	Determines whether the currently selected store is included when checking nearby stores for an available product.
Sorting	
Default Sort Field	<p>The default field by which products are sorted when a sort option has not been selected. Works with 'Lines Sort Direction' field. Enter one of the bolded options.</p> <ul style="list-style-type: none"> - LineSeq - orders by first to last entered in cart or reverse - OrderItemPrice - orders by lowest to highest prices or reverse - Product[0].Description - orders by alphabetical order of product description from numerals,a-z or z-a,numerals
Default Sort Direction	Either ascending or descending by value of the selected sort field.

Sort By Prompt	The prompt text displayed to the left of the sort drop-down.
Sorter Please Select Prompt	The prompt text displayed in the drop-down when no sort value has been selected.
Sort Options	Defines the values for the drop-down options.

Related help

- [Preferred Delivery Date](#)
- [Export Cart to Excel](#)
- [Auto-update Order Lines in Cart](#)
- [Sales Tax Settings](#)
- [Cart Functions & Settings](#)
- [Checkout Functions & Settings](#)
- [Localisation Settings](#)
- [Order Comments](#)
- [Minimum Order Charge](#)
- [Order Reference Business Rules](#)
- [Order Line Notes](#)
- [Authority To Leave](#)
- [Cart Retention Settings](#)
- [Back In Stock Notifications](#)
- [Enable the Sale and Display of Zero-Priced Items](#)

Related widgets

- [Checkout Deposit Payment Widget](#)
- [PayPal Pay Later Checkout Summary Widget](#)
- [Warranty Claim Checkout Field Group Widget](#)
- [Guest Checkout Expand Button Widget](#)
- [Checkout Steps Widget](#)
- [Checkout Review Summary Widget](#)
- [Checkout Review Addresses B2C Widget](#)
- [Checkout Review Addresses B2B Widget](#)
- [Checkout Payment Options Widget](#)
- [Checkout Messages Widget](#)
- [Checkout Field Groups Widget](#)
- [Checkout Gift Card Payment Widget](#)
- [Checkout Continue Button Widget](#)
- [Cart Checkout Button Widget](#)

- [Order Line Qty On Back Order Widget](#)
- [Alternates Order Line Widget](#)
- [Order Line Availability Widget](#)

- [Order Line Description Widget](#)
- [Order Line Field Widget](#)
- [Order Line Additional Info Widget](#)
- [Order Line Unit Description Widget](#)
- [Order Line Cost Centre Widget](#)
- [Order Line Availability Static Widget](#)
- [Order Line Description Static Widget](#)
- [Order Line Field Static Widget](#)
- [Order Line Product Code Widget](#)
- [Order Line Promo Code Widget](#)
- [Order Line Click And Collect Widget](#)
- [Order Line Cluster Is Compulsory Widget](#)